

Digital Life Certificate for Social Security Pensioners (SSP-DLC)

Android Manual

Feb 2024

Pre-Conditions for using SSP-DLC app

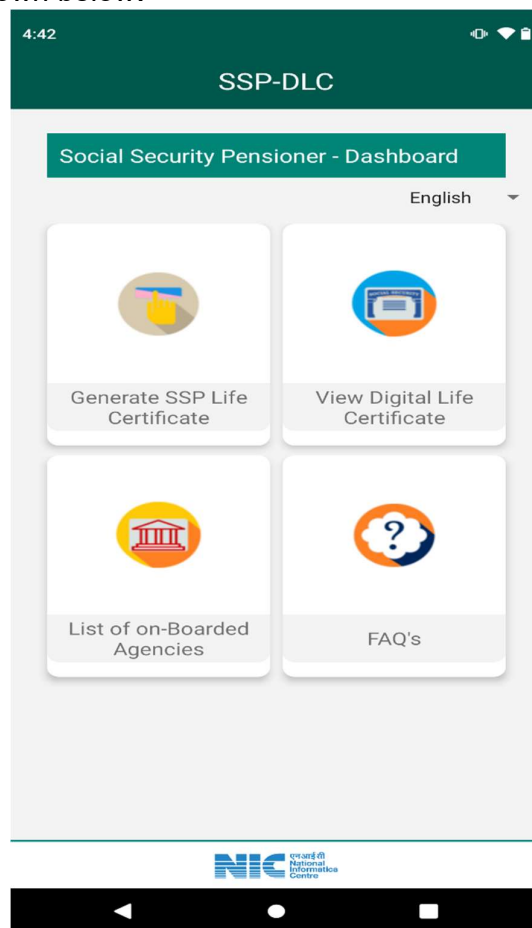
1. Mobile/Tablet device has to be un-rooted to run the application
2. Android 8.0 or above (Un-rooted device)
3. RAM - 4+ GB.
4. Minimum 500 MB free storage.
5. Camera Resolution - 5MP or greater.
6. Download AadhaarFaceRd Service from Google Play Store

<https://play.google.com/store/apps/details?id=in.gov.uidai.facerd>

Flow of the application

1. DLC GENERATION

The first screen of the application shows the SSP DLC dashboard which has four options available as shown below.



Click on “Generate SSP Life Certificate” for DLC generation

- a) A window for providing the pensioner/beneficiary details opens up as shown below

4:42

SSP-DLC

Pensioner Authentication

--Select Authority--

* Aadhaar No.

* Mobile

Email

I, the holder of Aadhaar, hereby give my consent to MeitY to use my Aadhaar number and biometric for Authentication with UIDAI for generation of Life certificate for my Social Security Pension. I also give my consent for sharing of Aadhaar number and my DLC with my Pension Disbursing Agency and Pension Sanctioning Authority for pension processing and intimation. MeitY/NIC have informed me that my Biometric will not be stored/shared.

☐

Cancel Submit

Face Scanner Connected.

NIC National Informatics Centre

- b) Provide all the details of the pensioner/beneficiary (email is not mandatory) and provide consent by clicking on the check box and then click on “Submit” button to proceed further.
- c) An OTP is received on mobile and email-id (if provided/entered in the form), enter the correct OTP then click on “Submit” button as shown below.

riteshsaraswat685@gmail.com

One time password(OTP)

An OTP has been sent to +91 -97*****41 &
r*****@gmail.com

Submit

Resend OTP

Enter Different Mobile Number

Cancel Submit

- d) Next window is a preview window, kindly check all the details and click on “Auth” button for biometric authentication.

10:22 93%
SSP-DLC

Pensioner Authentication

Authority: **National Social Assistance Programme(NSAP)**

Pensioner Name: **Ritesh**

Mobile No: **97*****41**

Beneficiary ID: **TN-S-22222233**

Aadhaar: **XXXXXXXXX6729**

Scheme: **Indira Gandhi National Disability Pension Scheme**

I, the holder of Aadhaar, hereby give my consent to MeitY to use my Aadhaar number and biometric for Authentication with UIDAI for generation of Life certificate for my Social Security Pension. I also give my consent for sharing of Aadhaar number and my DLC with my Pension Disbursing Agency and Pension Sanctioning Authority for pension processing and intimation. MeitY/NIC have informed me that my Biometric will not be stored/shared.

☒

Cancel **Scan**

Face Scanner Connected.

NIC National Informatics Centre


- e) After successful authentication the DLC is generated as shown in the screenshot below which shows the Pramaan id and details of the pensioner/beneficiary. Each DLC has a unique ID called the Pramaan-ID.

10:23 0.02 92%

SSP-DLC

Digital Life Certificate

Thank you for submitting digital life certificate for Social Security Scheme



Your Pramaan id:
2458136643

Pensioner Name:
Ritesh

Registration Date:
2023-06-28 10:22:54

Beneficiary ID:	TN-S-22222233
Name:	Ritesh
Mobile No:	97*****41
Aadhaar:	XXXXXXXX6729
Category/	GEN/M
Scheme:	Indira Gandhi National Disability Pension Scheme
Authority:	National Social Assistance Programme(NSAP)

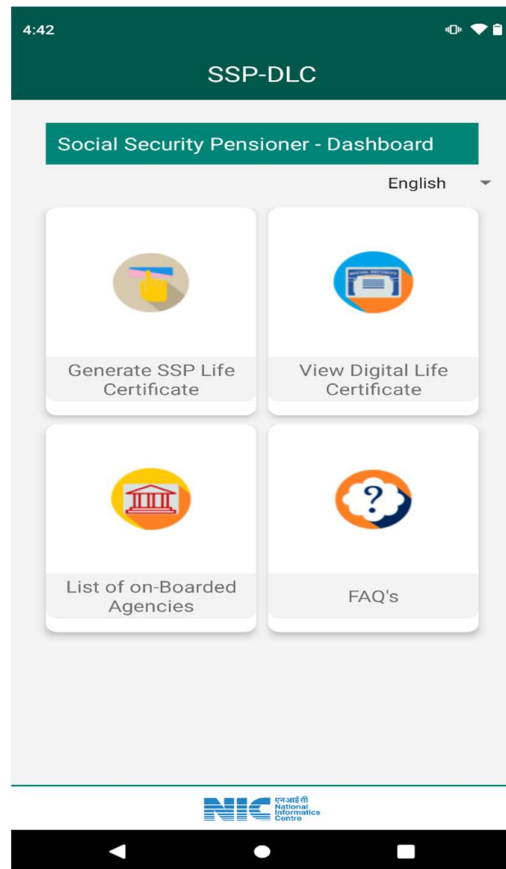
Ok

NIC एन आई सी
National Informatics Centre

2. View Digital Life Certificate

To view already generated digital life certificate

- a) Click on “View Life Certificate” in the SSP-DLC dashboard



- b) Next, a window as shown below appears, enter the “Pramaan ID” of the DLC that you want to view and click on “Submit” button

A screenshot of a form titled "View Digital Life Certificate". It features a text input field with the placeholder text "Please Enter Pramaan ID". Below the input field is a green "Submit" button.

- c) OTP will be sent to the mobile number used while DLC generation, enter the OTP received

View Digital Life Certificate

Please Enter Pramaan ID
2458136643

One time password(OTP)

Verify

Resend OTP

d) Enter the OTP, and click on “Verify”, the Digital Life Certificate is displayed as shown in screen-shot below

SSP-DLC

Digital Life Certificate

Certified that the pensioner **Ritesh** having Beneficiary ID **TN-S-22222233** has been biometrically authenticated his/her presence and that he/she is alive as on **2023-06-28 10:22:54** vide Pramaan ID **2458136643**

Aadhaar: xxxxxxxx6729
Beneficiary Id: TN-S-22222233
Scheme: Indira Gandhi National Disability Pension Scheme
Name: Ritesh
Mobile: 97*****41
Category/Gender: GEN/M

#Pension Processing Agency:
National Social Assistance Programme(NSAP)

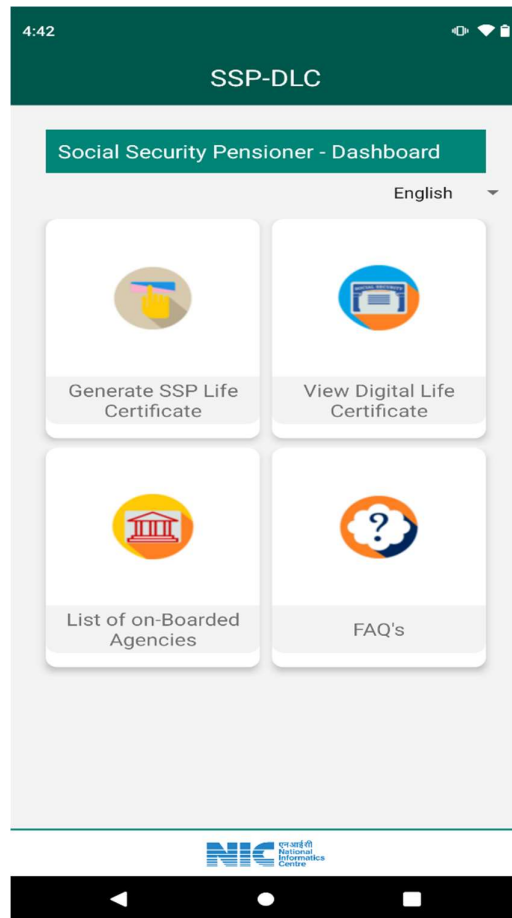
Ok

Disclaimer: This digital life certificate will be subject to acceptance by your pension processing centre.

NIC एन आई सी
National Informatics Centre

3. View On-boarded Agencies

To view a List of on-boarded agencies click on button “List of on- boarded Agencies” in the SSP-DLC Dashboard



On clicking “List of on-boarded Agencies” the list is displayed, a sample screen shot is given below

